

Compatibility and Selectivity

All of our photoresists are sufficiently stable in H₃PO₄/HNO₃-based etching mixtures to be used as a resist mask, at least after a sufficient hardbake.

The etching rate of aluminium etching based on H₃PO₄/HNO₃ mixtures is strongly temperature-dependent and doubles every few degrees of temperature rise. Aluminium alloyed with only a few percent silicon has a similar etching rate as pure aluminium.

Copper is etched by this Al-etchant much more greatly than aluminium, nickel is comparatively weakly etched. Titanium, chromium and silver are not noticeably etched, precious metals such as gold, platinum are not etched at all.

Our Aluminium Etchant

Our aluminium etchant TechniEtch Al80 has the composition H₃PO₄* : HNO₃* : CH₃COOH* : H₂O = 80 % : 5 % : 5 % : 10% comes in 2.5 L containers in MOS quality.

Etching of Chromium

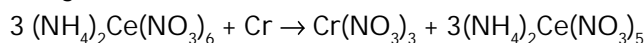
Properties and Application Areas of Chromium

Chromium is used in the field of microstructuring for the production of photo masks as well as adhesion promoters for the subsequently applied metal films because of its high hardness and good adhesion to many materials.

Chromium Etchants

Chromium etchants are usually based on ceric ammonium nitrate (NH₄)₂[Ce(NO₃)₆] with perchloric acid (HClO₄) as an optional additive. Perchloric acid is almost completely dissociated as an extremely strong acid in aqueous solution (P_{Ks} value < -8) and serves as a very strong oxidising agent for the stabilisation of the ceric ammonium nitrate. Ceric ammonium nitrate itself is a very powerful oxidising agent.

The sum formula for the etching of chromium with ceric ammonium nitrate and perchloric acid is



according to which the cerium is reduced from the oxidation stage IV to III and the chromium is oxidised to oxidation stage III. The chromium nitrate, which during the etching process forms a dark, constantly new formation on the chromium layer, is very soluble in water and thus in the chromate etchants.

Compatibility and Selectivity

All of our photoresists are sufficiently stable in ceric ammonium nitrate and perchloric acid-based etching mixtures to be used as resist masks.

Copper, silver and vanadium are strongly etched by this etching mixture. Aluminium, titanium, tungsten and nickel experience only a weak etching. The noble metals gold, platinum and palladium are not etched. Experience has shown that with copper in (electrical) contact with chromium, a greatly reduced etching rate of chromium can occur.

Our Chromium Etchants

Our chromium etchant TechniEtch Cr01 consists of ceric ammonium nitrate : Perchloric acid : water = 10.9 % : 4.25 % : 84.85 % with an etching rate of about 60 nm/minute at room temperature comes in 2.5 L containers in VLSI quality.

Etching of Gold

Properties and Application Areas of Gold

Gold is a metal of very high density of 19.3 g/cm³, its crystal structure is cubic face centred. With a standard potential +1.5, gold belongs to the noble metals. The electron configuration [Xe] 4f¹⁴ 5d¹⁰ s¹ strongly prevents the oxidation of gold: The completely occupied 5d orbital extends beyond the single valence electron which hereby is well shielded against any reaction partners.

Wet chemical etching of gold therefore requires a strong oxidiser for the separation of the unpaired va-

lence electron, as well as a complexing agent which suppresses the reassembly of oxidised gold atoms back into the crystal.

By virtue of this high chemical stability against most acids and bases, gold is used in microelectronics as a material for electrical contacts or their protection.

Gold Etching with HCl/HNO₃

Mixtures of nitric acid and hydrochloric acid (in a mixing ratio of 1 : 3 also called *aqua regia*) are able to etch gold at room temperature. The very strong oxidative effect of this mixture stems from the formation of nitrosyl chloride (NOCl) via the reaction $\text{HNO}_3 + 3 \text{HCl} \rightarrow \text{NOCl} + 2 \text{Cl}_2 + 2 \text{H}_2\text{O}$, while free Cl radicals formed in the solution keep the noble metal dissolved as Cl-complex (chloroauric acid = HAuCl_4). Aqua regia consumes itself and decomposes under formation of nitrous gases and chlorine gas.

The etch rate of aqua Regia for gold is approx. 10 µm/min (at room temperature) and can be increased to several 10 µm/min at elevated temperatures.

Palladium, aluminium, copper and molybdenum are also etched at room temperature in aqua regia. For etching platinum or rhodium, the etching solution has to be heated to attain a reasonable etch rate. Etching of iridium requires strongly heated (boiling) aqua regia.

Silver is not attacked by aqua regia due to the formation of a silver chloride passivation film. Chromium, titanium, tantalum, zirconium, hafnium and niobium also form a very stable passivation film (in many cases, the metal oxide) protecting the metal against the attack of aqua regia at least at room temperature. For same reason, tungsten reveals a very slow etch rate in aqua regia.

Gold Etching with KI/I₂

Gold and iodine form gold iodide via $2 \text{Au} + \text{I}_2 \rightarrow 2 \text{AuI}$. The solubility of AuI is improved by adding KI to the solution. Iodine/iodide can be substituted by other halogenides excepting fluorine which does not form soluble gold compounds.

In a mixing ratio $\text{KI} : \text{I}_2 : \text{H}_2\text{O} = 4 \text{ g} : 1 \text{ g} : 40 \text{ ml}$, a room temperature etch rate of approx. 1 µm/min gold is attained. Copper reveals a comparable etch rate, while nickel is only etched when in contact with gold.

Gold Etching with Cyanides

Aqueous solutions of the very toxic sodium cyanide (NaCN) or, respectively, the also very toxic potassium cyanide (KCN) dissolve gold via the formation of the soluble cyano-complex $[\text{Au}(\text{CN})_2]$. This reaction requires oxygen from the air or supplied by decomposing hydrogen peroxide H_2O_2 added to the etching solution.

In addition to gold, cyanide solutions etch, for example, silver and copper, which also form water soluble, cyano-complexes.

Our Gold Etch ACI2

Our ready-to-use gold etchant solution TechniEtch ACI is based on a potassium iodide/iodine solution which we offer in 2.5 L containers in VLSI quality.

Copper Etching

Properties and Application Areas of Copper

Due to its high electrical conductivity and its lower cost compared to silver, copper is widely used as a material for conductors in microelectronics as well as in printed circuit boards. Due to the lack of possibility of dry-chemical structuring by means of plasma etching, wet-chemical etching methods have to be used for this purpose, if necessary, in combination with a subsequent fortification by electroplating.

Copper Etching

Copper is etched by (also diluted) nitric acid as well as saturated 30% $\text{Fe}(\text{Cl})_3$ solution.

Mixtures of NH_4OH and H_2O_2 etch copper as well.

Nickel Etching

Properties and Application Areas of Nickel

The transition metal nickel with a density of 8.9 g/cm³ is one of the heavy metals. Its crystal structure is cubic face centred. Due to its hardness and high chemical resistance, nickel coatings are used as corrosion protection of surfaces against chemical and mechanical attack.

Nickel Etching

Oxidising acids coat nickel with a passivating oxide layer, which prevents further etching. For this reason, nickel etching mixtures require a medium which is able to dissolve the initially present as well as the constantly forming oxide, as well as an oxidiser.

Like titanium, nickel can be etched using H₂O₂ (for the oxidation of Ni) and HF (dissolution of oxide). As an oxidiser, nitric acid and instead of the HF, hydrochloric acid can be used. An aqueous 30% Fe(Cl)₃ solution also etch nickel.

Silver Etching

Properties and Application Areas of Silver

The noble metal silver's crystal structure is cubic face centred. Silver has the highest electrical conductivity of all metals and is used in microelectronics as a material for conductors, where the requirement for maximum electrical conductivity warrants the higher material costs as compared to copper.

Silver Etching

The corresponding etching solutions require a component which oxidises silver, and a further one that dissolves silver oxide.

In addition to the KI / I₂ / H₂O etching solution described in the section Gold etching, silver is also etched by NH₄OH* : H₂O₂* : methanol = 1 : 1 : 4. The toxic methanol is not a mandatory component and can be omitted with a loss in etching uniformity or replaced by water. A further etching mixture for silver is an aqueous solution of HNO₃* : HCl* : H₂O = 1 : 1 : 1.

Titanium Etching

Properties and Application Areas of Titanium

Titanium is often used as a very hard and corrosion-resistant metal in microstructuring as an adhesive layer between the substrate and metal films deposited on top of it. As separating layer between silicon and aluminium, it serves as a barrier against the diffusion of Si in Al in order to prevent the so-called "aluminium spiking" where Al diffuses into spaces left by diffused Si and thereby may cause short circuits.

Titanium Etching

Titanium forms a very stable oxide layer on air to be etched by HF, which is thus often a component of titanium etchants. H₂O₂ is suitable for the oxidation of the underlying layers as a second component. In a mixing ratio of HF* : H₂O₂* : H₂O = 1 : 1 : 20, titanium can be etched at room temperature with approx. 1 µm/min.

Standard Concentrations

All concentration data of all substances mentioned in this chapter and marked with a (*) refer to following basic concentrations:

HCl* = 37 % HCl in H₂O

H₂SO₄* = 98 % H₂SO₄ in H₂O

H₂O₂* = 30 % H₂O₂ in H₂O

NH₄OH* = 29 % NH₃ in H₂O

HNO₃* = 70 % HNO₃ in H₂O

HF* = 50 % HF in H₂O

H₃PO₄* = 85 % H₃PO₄ in H₂O

CH₃COOH* = 99 % CH₃COOH in H₂O

Our Photoresists: Application Areas and Compatibilities

Recommended Applications ¹		Resist Family	Photoresists	Resist Film Thickness ²	Recommended Developers ³	Recommended Removers ⁴
Positive	Improved adhesion for wet etching, no focus on steep resist sidewalls	AZ [®] 1500	AZ [®] 1505	≈ 0.5 μm	AZ [®] 351B, AZ [®] 326 MIF, AZ [®] 726 MIF, AZ [®] Developer	AZ [®] 100 Remover, TechniStrip [®] P1316, TechniStrip [®] P1331
			AZ [®] 1512 HS	≈ 1.0 - 1.5 μm		
			AZ [®] 1514 H	≈ 1.2 - 2.0 μm		
			AZ [®] 1518	≈ 1.5 - 2.5 μm		
	AZ [®] 4500	AZ [®] 4533	≈ 3 - 5 μm	AZ [®] 400K, AZ [®] 326 MIF, AZ [®] 726 MIF, AZ [®] 826 MIF		
		AZ [®] 4562	≈ 5 - 10 μm			
	AZ [®] P4000	AZ [®] P4110	≈ 1 - 2 μm	AZ [®] 400K, AZ [®] 326 MIF, AZ [®] 726 MIF, AZ [®] 826 MIF		
AZ [®] P4330		≈ 3 - 5 μm				
AZ [®] P4620	≈ 6 - 20 μm					
AZ [®] P4903	≈ 10 - 30 μm					
AZ [®] PL 177	AZ [®] PL 177	≈ 3 - 8 μm	AZ [®] 351B, AZ [®] 400K, AZ [®] 326 MIF, AZ [®] 726 MIF, AZ [®] 826 MIF			
Spray coating	AZ [®] 4999		≈ 1 - 15 μm	AZ [®] 400K, AZ [®] 326 MIF, AZ [®] 726 MIF, AZ [®] 826 MIF		
Dip coating	MC Dip Coating Resist		≈ 2 - 15 μm	AZ [®] 351B, AZ [®] 400K, AZ [®] 326 MIF, AZ [®] 726 MIF, AZ [®] 826 MIF		
Steep resist sidewalls, high resolution and aspect ratio for e. g. dry etching or plating	AZ [®] ECI 3000	AZ [®] ECI 3007	≈ 0.7 μm	AZ [®] 351B, AZ [®] 326 MIF, AZ [®] 726 MIF, AZ [®] Developer		
		AZ [®] ECI 3012	≈ 1.0 - 1.5 μm			
		AZ [®] ECI 3027	≈ 2 - 4 μm			
AZ [®] 9200	AZ [®] 9245	≈ 3 - 6 μm	AZ [®] 400K, AZ [®] 326 MIF, AZ [®] 726 MIF			
	AZ [®] 9260	≈ 5 - 20 μm				
Elevated thermal softening point and high resolution for e. g. dry etching	AZ [®] 701 MiR	AZ [®] 701 MiR (14 cPs) AZ [®] 701 MiR (29 cPs)	≈ 0.8 μm ≈ 2 - 3 μm	AZ [®] 351B, AZ [®] 326 MIF, AZ [®] 726 MIF, AZ [®] Developer		
Positive (Chem. amplified)	Steep resist sidewalls, high resolution and aspect ratio for e. g. dry etching or plating	AZ [®] XT	AZ [®] 12 XT-20PL-05	≈ 3 - 5 μm	AZ [®] 400K, AZ [®] 326 MIF, AZ [®] 726 MIF	
			AZ [®] 12 XT-20PL-10	≈ 6 - 10 μm		
AZ [®] 12 XT-20PL-20	≈ 10 - 30 μm					
AZ [®] 40 XT	≈ 15 - 50 μm					
AZ [®] IPS 6050			≈ 20 - 100 μm			
Image Reversal	Elevated thermal softening point and undercut for lift-off applications	AZ [®] 5200	AZ [®] 5209	≈ 1 μm	AZ [®] 351B, AZ [®] 326 MIF, AZ [®] 726 MIF	
			AZ [®] 5214	≈ 1 - 2 μm		
		TI	TI 35ESX	≈ 3 - 4 μm		
TI xLift-X	≈ 4 - 8 μm					
Negative (Cross-linking)	Negative resist sidewalls in combination with no thermal softening for lift-off application	AZ [®] nLOF 2000	AZ [®] nLOF 2020	≈ 1.5 - 3 μm	AZ [®] 326 MIF, AZ [®] 726 MIF, AZ [®] 826 MIF	
			AZ [®] nLOF 2035	≈ 3 - 5 μm		
	AZ [®] nLOF 2070	≈ 6 - 15 μm				
	AZ [®] nLOF 5500	AZ [®] nLOF 5510	≈ 0.7 - 1.5 μm			
		AZ [®] nXT	AZ [®] 15 nXT (115 cPs)	≈ 2 - 3 μm	AZ [®] 326 MIF, AZ [®] 726 MIF, AZ [®] 826 MIF	
AZ [®] 15 nXT (450 cPs)	≈ 5 - 20 μm					
Improved adhesion, steep resist sidewalls and high aspect ratios for e. g. dry etching or plating	AZ [®] 125 nXT		≈ 20 - 100 μm	AZ [®] 326 MIF, AZ [®] 726 MIF, AZ [®] 826 MIF		

¹ In general, almost all resists can be used for almost any application. However, the special properties of each resist family makes them specially suited for certain fields of application.

² Resist film thickness achievable and processable with standard equipment under standard conditions. Some resists can be diluted for lower film thicknesses; with additional effort also thicker resist films can be achieved and processed.

³ Metal ion free (MIF) developers are significantly more expensive, and reasonable if metal ion free development is required.

Our Developers: Application Areas and Compatibilities

Inorganic Developers

(typical demand under standard conditions approx. 20 L developer per L photoresist)

AZ[®] Developer is based on sodium phosphate and –metasilicate, is optimized for minimal aluminum attack and is typically used diluted 1 : 1 in DI water for high contrast or undiluted for high development rates. The dark erosion of this developer is slightly higher compared to other developers.

AZ[®] 351B is based on buffered NaOH and typically used diluted 1 : 4 with water, for thick resists up to 1 : 3 if a lower contrast can be tolerated.

AZ[®] 400K is based on buffered KOH and typically used diluted 1 : 4 with water, for thick resists up to 1 : 3 if a lower contrast can be tolerated.

AZ[®] 303 specifically for the AZ[®] 111 XFS photoresist based on KOH / NaOH is typically diluted 1 : 3 - 1 : 7 with water, depending on whether a high development rate, or a high contrast is required

Metal Ion Free (TMAH-based) Developers

(typical demand under standard conditions approx. 5 - 10 L developer concentrate per L photoresist)

AZ[®] 326 MIF is 2.38 % TMAH- (TetraMethylAmmoniumHydroxide) in water.

AZ[®] 726 MIF is 2.38 % TMAH- (TetraMethylAmmoniumHydroxide) in water, with additional surfactants for rapid and uniform wetting of the substrate (e. g. for puddle development)

AZ[®] 826 MIF is 2.38 % TMAH- (TetraMethylAmmoniumHydroxide) in water, with additional surfactants for rapid and uniform wetting of the substrate (e. g. for puddle development) and other additives for the removal of poorly soluble resist components (residues with specific resist families), however at the expense of a slightly higher dark erosion.

Our Removers: Application Areas and Compatibilities

AZ[®] 100 Remover is an amine solvent mixture and standard remover for AZ[®] and TI photoresists. To improve its performance, AZ[®] 100 remover can be heated to 60 - 80°C. Because the AZ[®] 100 Remover reacts highly alkaline with water, it is suitable for this with respect to sensitive substrate materials such as Cu, Al or ITO only if contamination with water can be ruled out..

TechniStrip[®] P1316 is a remover with very strong stripping power for Novolak-based resists (including all AZ[®] positive resists), epoxy-based coatings, polyimides and dry films. At typical application temperatures around 75°C, TechniStrip[®] P1316 may dissolve cross-linked resists without residue also, e.g. through dry etching or ion implantation. TechniStrip[®] P1316 can also be used in spraying processes. For alkaline sensitive materials, TechniStrip[®] P1331 would be an alternative to the P1316. Nicht kompatibel mit Au oder GaAs.

TechniStrip[®] P1331 can be an alternative for TechniStrip[®] P1316 in case of alkaline sensitive materials. TechniStrip[®] P1331 is not compatible with Au or GaAs.

TechniStrip[®] NI555 is a stripper with very strong dissolving power for Novolak-based negative resists such as the AZ[®] 15 nXT and AZ[®] nLOF 2000 series and very thick positive resists such as the AZ[®] 40 XT. TechniStrip[®] NI555 was developed not only to peel cross-linked resists, but also to dissolve them without residues. This prevents contamination of the basin and filter by resist particles and skins, as can occur with standard strippers. TechniStrip[®] NI555 is not compatible with Au or GaAs.

TechniClean[™] CA25 is a semi-aqueous proprietary blend formulated to address post etch residue (PER) removal for all interconnect and technology nodes. Extremely efficient at quickly and selectively removing organo-metal oxides from Al, Cu, Ti, TiN, W and Ni.

TechniStrip[™] NF52 is a highly effective remover for negative resists (liquid resists as well as dry films). The intrinsic nature of the additives and solvent make the blend totally compatible with metals used throughout the BEOL interconnects to WLP bumping applications.

TechniStrip[™] Micro D2 is a versatile stripper dedicated to address resin lift-off and dissolution on negative and positive tone resist. The organic mixture blend has the particularity to offer high metal and material compatibility allowing to be used on all stacks and particularly on fragile III/V substrates for instance.

TechniStrip[™] MLO 07 is a highly efficient positive and negative tone photoresist remover used for IR, III/V, MEMS, Photonic, TSV mask, solder bumping and hard disk stripping applications. Developed to address high dissolution performance and high material compatibility on Cu, Al, Sn/Ag, Alumina and common organic substrates.

Our Wafers and their Specifications

Silicon-, Quartz-, Fused Silica and Glass Wafers

Silicon wafers are either produced via the Czochralski- (CZ-) or Float zone- (FZ-) method. The more expensive FZ wafers are primarily reasonable if very high-ohmic wafers (> 100 Ohm cm) are required.

Quartz wafers are made of monocrystalline SiO₂, main criterion is the crystal orientation (e. g. X-, Y-, Z-, AT- or ST-cut)

Fused silica wafers consist of amorphous SiO₂. The so-called JGS2 wafers have a high transmission in the range of ≈ 280 - 2000 nm wavelength, the more expensive JGS1 wafers at ≈ 220 - 1100 nm.

Our glass wafers, if not otherwise specified, are made of borosilicate glass.

Specifications

Common parameters for all wafers are diameter, thickness and surface (1- or 2-side polished). Fused silica wafers are made either of JGS1 or JGS2 material, for quartz wafers the crystal orientation needs to be defined. For silicon wafers, beside the crystal orientation (<100> or <111>) the doping (n- or p-type) as well as the resistivity (Ohm cm) are selection criteria.

Prime-, Test-, and Dummy Wafers

Silicon wafers usually come as „Prime-grade“ or „Test-grade“, latter mainly have a slightly broader particle specification. „Dummy-Wafers“ neither fulfill Prime- nor Test-grade for different possible reasons (e. g. very broad or missing specification of one or several parameters, reclaim wafers, no particle specification) but might be a cheap alternative for e. g. resist coating tests or equipment start-up.

Our Silicon-, Quartz-, Fused Silica and Glass Wafers

Our frequently updated wafer stock list can be found here: [è www.microchemicals.com/products/wafers/waferlist.html](http://www.microchemicals.com/products/wafers/waferlist.html)

Further Products from our Portfolio

Plating

Plating solutions for e. g. gold, copper, nickel, tin or palladium: [è www.microchemicals.com/products/electroplating.html](http://www.microchemicals.com/products/electroplating.html)

Solvents (MOS, VLSI, ULSI)

Acetone, isopropyl alcohol, MEK, DMSO, cyclopentanone, butylacetate, ... [è www.microchemicals.com/products/solvents.html](http://www.microchemicals.com/products/solvents.html)

Acids and Bases (MOS, VLSI, ULSI)

Hydrochloric acid, sulphuric acid, nitric acid, KOH, TMAH, ... [è www.microchemicals.com/products/etchants.html](http://www.microchemicals.com/products/etchants.html)

Etching Mixtures

for e. g. chromium, gold, silicon, copper, titanium, ... [è www.microchemicals.com/products/etching_mixtures.html](http://www.microchemicals.com/products/etching_mixtures.html)

Further Information




Technical Data Sheets:

www.microchemicals.com/downloads/product_data_sheets/photoresists.html

Material Safety Data Sheets (MSDS):

www.microchemicals.com/downloads/safety_data_sheets/msds_links.html

Our Photolithography Book and -Posters



We see it as our main task to make you understand all aspects of microstructuring in an application-oriented way.

At present, we have implemented this claim with our book **Photolithography** on over 200 pages, as well as attractively designed DIN A0 posters for your office or laboratory.

We will gladly send both of these to you free of charge as our customer (if applicable, we charge shipping costs for non-European deliveries):

www.microchemicals.com/downloads/brochures.html

www.microchemicals.com/downloads/posters.html

Thank you for your interest!

Disclaimer of Warranty & Trademarks

All information, process descriptions, recipes, etc. contained in this document are compiled to the best of our knowledge. Nevertheless, we can not guarantee the correctness of the information. Particularly with regard to the formulations for chemical (etching) processes we assume no guarantee for the correct specification of the components, the mixing conditions, the preparation of the batches and their application.

The safe sequence of mixing components of a recipe usually does not correspond to the order of their listing. We do not warrant the full disclosure of any indications (among other things, health, work safety) of the risks associated with the preparation and use of the recipes and processes. The information in this book is based on our current knowledge and experience. Due to the abundance of possible influences in the processing and application of our products, they do not exempt the user from their own tests and trials. A guarantee of certain properties or suitability for a specific application can not be derived from our data. As a matter of principle, each employee is required to provide sufficient information in advance in the appropriate cases in order to prevent damage to persons and equipment. All descriptions, illustrations, data, conditions, weights, etc. can be changed without prior notice and do not constitute a contractually agreed product characteristics. The user of our products is responsible for any proprietary rights and existing laws.

Merck, Merck Performance Materials, AZ, the AZ logo, and the vibrant M are trademarks of Merck KGaA, Darmstadt, Germany

MicroChemicals GmbH
Nicolaius-Otto-Str. 39
89079, Ulm
Germany

Fon: +49 (0)731 977 343 0
Fax: +49 (0)731 977 343 29
e-Mail: info@microchemicals.net
Internet: www.microchemicals.net