

technical datasheet

AZ[®] P4000 Series

Positive Tone Photoresists

APPLICATION

General purpose positive tone photoresists featuring a special PAC (Photo Active Compound) engineered to prevent poisoning of plating solutions and extend plating bath life. Excellent substrate adhesion for wet etch applications.

- Wide compatibility with electro-plating solutions
- Safe solvent
- Single coat thicknesses from 1.0 to >20 μm
- May be cured as a permanent dielectric insulator

THICKNESS GRADES

Grade	Film Thickness Range
AZ P4110	1.0 – 3.0 μm
AZ P4210	2.0 – 4.0 μm
AZ P4330-RS	3.0 – 5.0 μm
AZ P4400	4.0 – 6.0 μm
AZ P4620	6.0 - >20 μm *
AZ P4903	10.0 - >30 μm *

* Contact your AZ product representative for more information and special spin programs for ultra thick films.

COMPANION PRODUCTS

Thinning/Edge Bead Removal

AZ[®] EBR Solvent or AZ[®] EBR 70/30

Developers

AZ[®] 400K 1:3 or 1:4, AZ[®] 421K, AZ Developer 1:1, AZ 340

Removers

AZ[®] 300T, AZ[®] 400T, AZ Kwik Strip

TYPICAL PROCESS

Soft Bake: 90-115C*

Rehydrate: for films > 4.0 μm thick

Expose: 350-450nm sensitive

Develop: Spray or immersion


Developer type: Inorganic (IN)

* Use higher soft bake temp. for best adhesion to metals. Ramped temperature may be required for thicker films.

OPTICAL CONSTANTS*

Cauchy A	1.6154
Cauchy B (μm^2)	0.010349
Cauchy C (μm^4)	8.16E-04
n @ 633nm	1.63
k @ 633nm	0

* Unexposed photoresist film

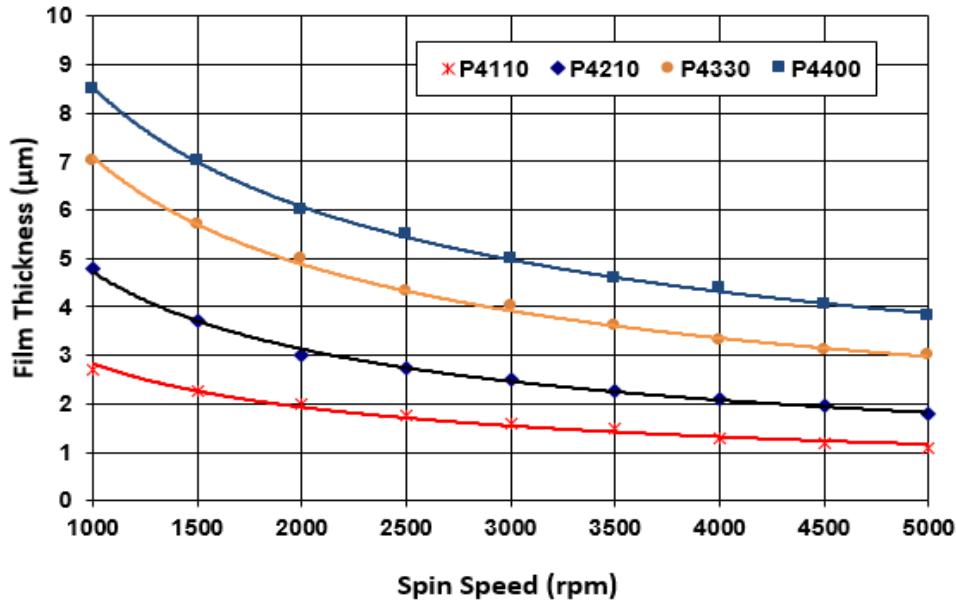


96 μm gold bump plated in AZ P4620 Cyanide electro-plating solution




AZ[®] P4000 Series

TYPICAL SPIN CURVES (150mm substrate)



Note: Thicker films will be coated by varying spin times and other dispense parameters (or via multiple coats). Single films above 7.0µm are not spun to equilibrium.

TYPICAL Au PLATING RESULTS (Cyanide Plating Solution; pH = 5.5)



Resist: AZ P4620
 Thickness: 24µm
 Develop: AZ 400K 1:3
 Plating Temp: 45C
 Plating Time: 50 min.
 Metal Thickness: 20µm
 Strip: AZ 400T




AZ[®] P4000 Series

EXAMPLE PROCESS AND RESULTING PATTERNS (12µm Thick AZ P4620 Film)


Process Step	Parameters
Coat	12µm thick film on Silicon
Soft Bake	110C, 80 seconds, direct contact hotplate*
Re-hydration Hold	30 min. @ Rh = 42%
Exposure	Suss MA-200 @ 600-850 mJ/cm ²
Develop	Spray @ 23° C

* Thicker films may require a ramped soft bake process to avoid bubble formation due to rapid outgassing of solvents. Contact your AZ product representative for ultra-thick coat and bake processing guidelines.


Dense Lines (Resolution)




12µm




10µm



8µm




6µm




4µm


10µm Holes Through Dose




-20%




-10%



Nominal




+10%




+20%


10µm Holes Through Focus




-6.0 µm




-4.0 µm



-2.0 µm



0.0 µm

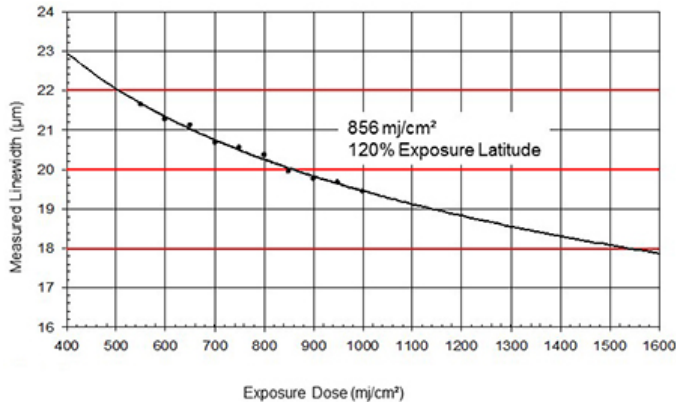


+2.0 µm

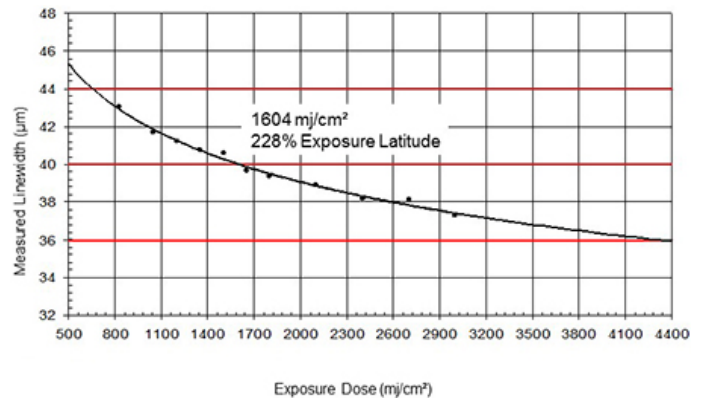


AZ[®] P4000 Series

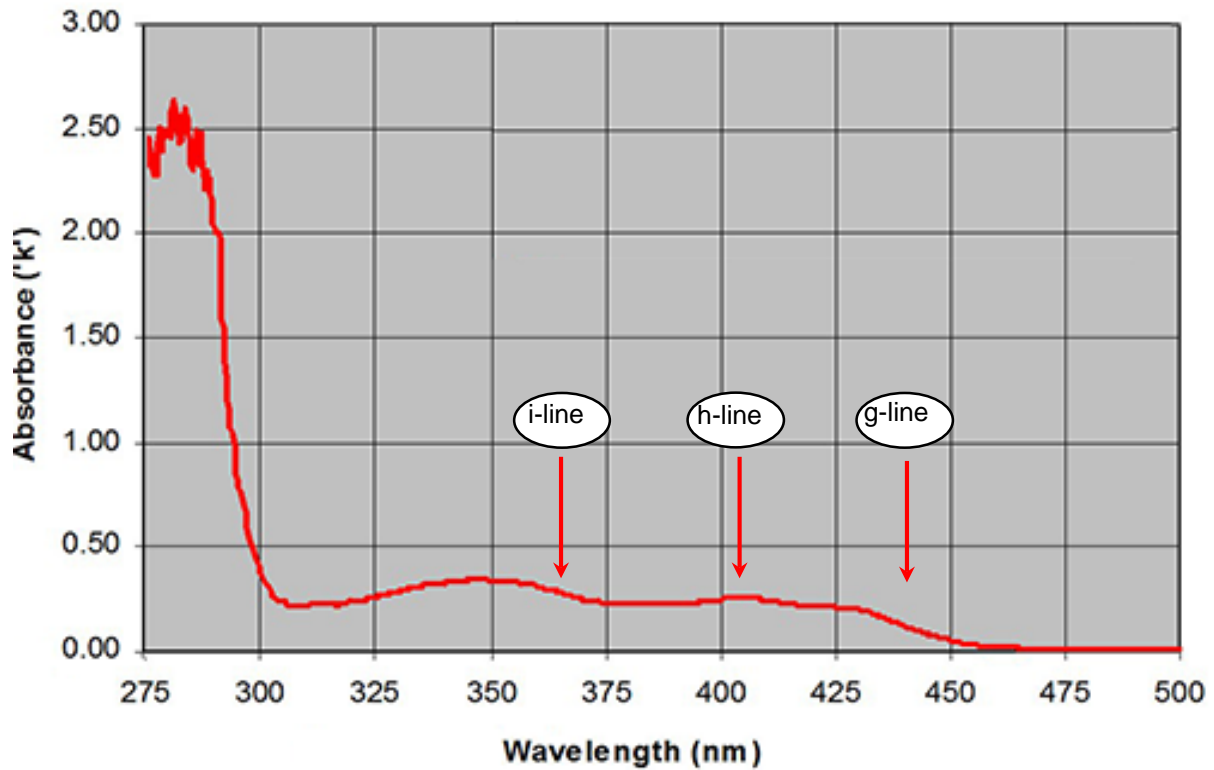
Exposure Latitude for 20 μ m lines
AZ P4620 at FT = 12 μ m



Exposure Latitude for 40 μ m lines
AZ P4620 at FT = 24 μ m



Absorbance Spectra of P4000 Series Photoresists
(Unbleached, normalized to 1 μ m)



AZ[®] P4000 Series

PROCESSING P4000 AS A DIELECTRIC INSULATOR

AZ P4000 Series photoresists may be thermally cured after develop to form stable dielectric isolators. The dielectric properties are cure temperature dependent as shown in the table below.

Cure Temperature	Dielectric Constant	Breakdown Voltage
200° C	4.02	629 V/ μm
225° C	4.09	693 V/ μm
250° C	4.58	674 V/ μm

AZ P4000 SERIES FLUID VISCOSITIES

Grade	Viscosity @ 23° C (cSt)
AZ P4110	18
AZ P4210	54
AZ P4330-RS	127
AZ P4400	184
AZ P4620	536
AZ P4903	1650

DILL MODELLING PARAMETERS

Parameter	Value @ 435nm
A	0.3697 μm^{-1}
B	0.0243 μm^{-1}
C	0.0203 cm^2/mJ

APPROXIMATE EXPOSURE DOSE REQUIREMENT vs. FILM THICKNESS (Suss MA-200)

FT (μm)	Approximate Dose
1.5	90 mJ/cm^2
3.5	135 mJ/cm^2
12	800 mJ/cm^2

EXAMPLE COATING SEQUENCE FOR 20+ μm THICK FILMS

Step	Time (s)	Spin Speed (rpm)	Acceleration (krpm/sec)
Low Speed Spin	4	500	20
Dispense Resist	5	0	0
Spread Resist	3-5	300	20
Snap Spin	0.2	2000	50
Edge Bead Removal	20	400	20
EBR Dry	10	400	20



AZ[®] P4000 Series

PROCESS CONSIDERATIONS

SUBSTRATE PREPARATION

Substrates must be clean, dry, and free of organic residues. Oxide forming substrates (Si, etc.) should be HMDS primed prior to coating AZ P4000. Contact your AZ product representative for detailed information on pre-treating with HMDS.

COATING

Films up to 8.0µm thick (depending upon wafer size) may be set and spun to equilibrium using the spin curve graphs as a reference. Thicker films require special coat programs using carefully timed spread and spin cycles. Contact your AZ products representative for additional information.

SOFT BAKE

Soft bake times and temperatures may be application specific. Process optimization is recommended to ensure stable lithographic and adhesion performance. Soft bake temperatures for AZ P4000 should be in the 95-115C range. Temperatures towards the high end of this range will improve adhesion to most metals. Thick films may require gradual ramping of the soft bake temperature to prevent bubbling.

FILM REHYDRATION

P4000 photoresist films thicker than 4.0µm require a rehydration hold between soft bake and exposure. Hold times are typically 30-60 minutes (depending upon film thickness) @ relative humidity 40 - 45%.

EXPOSURE

AZ P4000 is sensitive to exposure wavelengths between 310 and 450nm. 365-436nm is recommended.

POST EXPOSE BAKE

A PEB is not generally required for P4000 but may be employed to maximize process latitudes and to mitigate standing wave effects caused by monochromatic exposure. PEB temperatures and times may be application specific. As a general rule, PEB temperatures should be in the 100 to 115C range.

DEVELOPING

Spray or immersion developing in AZ 400K series developers is recommended. AZ 400K 1:3 or AZ 421K (unbuffered) are recommended for resist film thicknesses above 12µm. AZ 400K 1:4 provides improved developer selectivity for thinner films. AZ Developer 1:1 may be used in applications requiring zero etch rate on Aluminum substrates.

HARD BAKE

Hard baking (post develop bake) improves adhesion in wet etch or plating applications and improves pattern stability in dry etch processes. Hard bake temperatures should be in the 100 to 110C range to ensure minimal thermal distortion of the pattern. Higher temperatures may be used to cure the pattern (cross link the resin) for use as a permanent insulator.



AZ[®] P4000 Series

COMPATIBEL MATERIALS

AZ P4000 Series materials are compatible with all commercially available lithography processing equipment. Compatible materials of construction include glass, quartz, PTFE, PFA, stainless steel, HDPE, polypropylene, and ceramic.

STORAGE

Store AZ P4000 Series materials in sealed original containers in a well ventilated dry area away from heat, light, oxidizers, reducers, and sources of ignition. Recommended storage temperature is 30°-50°F.

HANDLING/DISPOSAL

AZ P4000 Series materials are flammable liquids containing PGMEA (1-Methoxy-2-propanol acetate). Refer to the current version of the MSDS and to local regulations for up to date information on safe handling and proper disposal. AZ P4000 is compatible with drain lines handling similar organic solvent based materials.

North America:

EMD Performance Materials
70 Meister Avenue
Somerville, NJ USA 08876
(908) 429-3500

Germany:

Merck Performance Materials
(Germany) GmbH
Wiesbaden, Germany
+49 611 962 4031

Korea:

Merck Performance Materials
(Korea) Ltd.
Seoul, Korea
+82 2 2056 1316

Singapore:

Merck Performance Materials
Pte. Ltd.
Jurong East, Singapore
+65 68900629

Taiwan:

Merck Performance Materials
Co. Ltd.
Hsinchu, Taiwan
+886 3 5970885#375

Japan:

Merck Performance Materials
G. K.
Tokyo, Japan
+81 3 5453 5062

China:

Merck Electronic Materials
Shanghai, China
+86 (21) 2083 2362

www.emd-performance-materials.com

Products are warranted to meet the specifications set forth on their label/packaging and/or certificate of analysis at the time of shipment or for the expressly stated duration. EMD MAKES NO REPRESENTATION OR WARRANTY OF ANY KIND, EXPRESS OR IMPLIED, INCLUDING MERCHANTABILITY OR FITNESS FOR A PARTICULAR USE REGARDING OUR PRODUCTS OR ANY INFORMATION PROVIDED IN CONNECTION THEREWITH. Customer is responsible for and must independently determine suitability of EMD's products for customer's products, intended use and processes, including the non-infringement of any third parties' intellectual property rights. EMD shall not in any event be liable for incidental, consequential, indirect, exemplary or special damages of any kind resulting from any use or failure of the products. All sales are subject to EMD's complete Terms and Conditions of Sale. Prices are subject to change without notice. EMD reserves the right to discontinue products without prior notice.

EMD, EMD Performance Materials, AZ, the AZ logo, and the vibrant M are trademarks of Merck KGaA, Darmstadt, Germany.

